

Professional Track Days

Mugello 30-31.03.2026

7th Session Group B

Sector Analysis

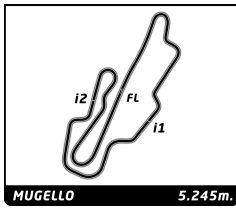
— Invalidated Lap

■ Personal Best

■ Session Best

■ Crossing the pit lane

Lap	Time	Sector 1	Sector 2	Sector 3	T.Sp	Elapsed	Lap	Time	Sector 1	Sector 2	Sector 3	T.Sp	Elapsed
4 FELBERMAYR E PHM RACING Tatuus T-421							13	1:56.562	41.379	34.381	40.802	199.1	46:32.573
1	7:49.919	6:24.100	40.852	44.967	140.1	7:49.919	14	1:51.504	38.580	33.040	39.884	218.3	48:24.077
2	2:02.458	43.818	36.716	41.924	174.0	9:52.377	15	1:49.971	38.160	32.308	39.503	220.1	50:14.048
3	1:56.696	41.604	34.859	40.233	177.9	11:49.073	16	1:49.652	37.888	32.282	39.482	221.9	52:03.700
4	1:52.272	38.721	33.440	40.111	215.3	13:41.345	17	1:49.542	37.830	32.354	39.358	224.2	53:53.242
5	6:00.559 B	41.237			211.1	19:41.904							
6	2:28.500	1:12.728	35.140	40.632	154.7	22:10.404							
7	1:53.395	39.285	33.777	40.333	212.3	24:03.799							
8	1:52.558	38.812	33.439	40.307	215.7	25:56.357							
9	1:52.513	38.742	33.309	40.462	214.4	27:48.870							
10	1:53.946	39.813	33.822	40.311	211.9	29:42.816							
11	13:01.950 B	38.887			211.9	42:44.766							
12	2:19.963	55.434	39.897	44.632	134.6	45:04.729							
13	2:05.445	45.038	37.408	42.999	175.4	47:10.174							
14	2:01.687	42.300	35.018	44.369	178.8	49:11.861							
15	1:52.408	39.071	33.340	39.997	215.3	51:04.269							
16	1:51.688	38.520	32.897	40.271	217.9	52:55.957							
17	1:51.551	38.429	33.014	40.108	218.8	54:47.508							
18	1:51.693	38.577	33.087	40.029	217.4	56:39.201							
19	2:16.777	45.673	46.674	44.430	202.5	58:55.978							
7 US 1 US RACING Tatuus T-421													
1	2:22.633	1:03.394	37.196	42.043	139.7	2:22.633							
2	1:56.850	40.863	35.313	40.674	203.2	4:19.483							
3	1:52.498	39.247	33.076	40.175	211.9	6:11.981							
4	1:51.086	38.547	32.646	39.893	217.4	8:03.067							
5	1:50.720	38.373	32.575	39.772	221.0	9:53.787							
6	12:48.221 B	38.679			218.3	22:42.008							
7	2:10.057	52.015	35.497	42.545	155.3	24:52.065							
8	1:54.008	38.964	34.258	40.786	216.1	26:46.073							
9	1:52.087	38.885	33.110	40.092	216.1	28:38.160							
10	1:51.810	38.795	32.943	40.072	214.9	30:29.970							
11	14:11.054 B	38.740	38.649	...	213.6	44:41.024							
12	2:14.830	55.583	37.499	41.748	139.2	46:55.854							
13	1:53.577	39.642	33.817	40.118	213.6	48:49.431							
14	1:50.234	38.388	32.315	39.531	218.3	50:39.665							
15	1:49.872	38.005	32.282	39.585	221.4	52:29.537							
16	1:49.698	37.854	32.167	39.677	222.8	54:19.235							
17	1:53.826	38.392	34.092	41.342	221.9	56:13.061							
9 US 2 US RACING Tatuus T-421													
1	2:38.994	1:17.557	38.312	43.125	147.1	2:38.994							
2	1:57.249	41.710	34.473	41.066	193.8	4:36.243							
3	1:52.872	39.530	33.022	40.320	212.8	6:29.115							
4	1:51.735	38.975	32.967	39.793	217.9	8:20.850							
5	1:50.881	38.482	32.577	39.822	220.1	10:11.731							
6	12:41.082 B	38.555	32.595	...	217.0	22:52.813							
7	2:05.022	48.369	34.646	42.007	152.9	24:57.835							
8	1:53.685	39.321	34.074	40.290	215.3	26:51.520							
9	1:52.260	39.147	32.817	40.296	215.3	28:43.780							
10	1:51.668	38.864	32.835	39.969	215.3	30:35.448							
11	11:45.991 B	38.948			214.9	42:21.439							
12	2:14.572	53.277	37.996	43.299	143.6	44:36.011							
13 US 3 US RACING Tatuus T-421													
1	2:34.824	1:15.251	37.347	42.226	137.6	2:34.824							
2	1:56.222	41.166	33.896	41.160	188.1	4:31.046							
3	1:53.012	39.287	33.369	40.356	214.0	6:24.058							
4	1:51.872	38.644	33.096	40.132	219.6	8:15.930							
5	1:52.411	39.040	33.109	40.262	221.0	10:08.341							
6	1:52.127	38.827	33.135	40.165	216.6	12:00.468							
7	9:41.848 B	40.065			218.3	21:42.316							
8	2:29.774	57.804	42.341	49.629	119.7	24:12.090							
9	2:01.188	44.086	35.812	41.290	190.4	26:13.278							
10	1:54.189	39.368	33.559	41.262	212.8	28:07.467							
11	1:56.729	40.943	35.319	40.467	212.8	30:04.196							
12	9:22.747 B	38.828	33.239	8:10.680	212.8	39:26.943							
13	2:04.013	49.418	34.155	40.440	153.6	41:30.956							
14	1:53.661	39.020	33.864	40.777	213.6	43:24.617							
15	1:51.697	38.553	33.093	40.051	220.5	45:16.314							
16	2:19.376 B	38.630			216.1	47:35.690							
17	2:16.484	55.519	38.186	42.779	102.3	49:52.174							
18	1:55.271	40.573	34.040	40.658	202.1	51:47.445							
19	1:51.105	38.546	32.810	39.749	220.5	53:38.550							
20	1:50.735	38.485	32.390	39.860	219.6	55:29.285							
21	1:51.304	38.681	32.515	40.108	217.0	57:20.589							
17 US 4 US RACING Tatuus T-421													
1	2:28.220	1:06.976	37.509	43.735	148.3	2:28.220							
2	1:56.526	41.068	34.252	41.206	199.1	4:24.746							
3	1:52.939	39.432	33.119	40.388	213.6	6:17.685							
4	1:51.693	38.568	33.061	40.064	217.9	8:09.378							
5	1:51.151	38.437	32.693	40.021	221.0	10:00.529							
6	11:27.220 B	38.581	33.705	...	217.4	21:27.749							
7	2:04.191	48.292	34.571	41.328	157.8	23:31.940							
8	1:52.364	38.949	33.159	40.256	217.9	25:24.304							
9	1:53.186	39.016	33.884	40.286	217.9	27:17.490							
10	14:58.111 B	38.832	33.338	...	215.3	42:15.601							
11	2:15.612	54.328	39.272	42.012	148.3	44:31.213							
12	1:56.253	40.145	35.302	40.806	211.5	46:27.466							
13	1:51.217	38.728	32.623	39.866	218.8	48:18.683							
14	1:50.361	38.239	32.605	39.517	220.1	50:09.044							
15	1:50.898	37.933	33.125	39.840	221.9	51:59.942							
16	1:50.193	37.921	32.802	39.470	222.3	53:50.135							
17	2:00.921	38.930	40.610	41.381	222.3	55:51.056							
29 US 5 US RACING Tatuus T-421													
1	2:32.096	1:12.403	37.118	42.575	141.0	2:32.096							
2	1:56.496	40.618	34.113	41.765	204.7	4:28.592							
3	1:52.098	38.937	33.096	40.065	215.7	6:20.690							
4	1:51.054	38.545	32.837	39.672	220.5	8:11.744							
5	1:52.972	38.331	32.759	41.882	222.8	10:04.716							



Professional Track Days

Mugello 30-31.03.2026

7th Session Group B

Sector Analysis

— Invalidated Lap ■ Personal Best ■ Session Best ■ Crossing the pit lane

Lap	Time	Sector 1	Sector 2	Sector 3	T.Sp	Elapsed
6	11:18.159 B	38.483	32.778	...	219.2	21:22.875
7	2:04.853	48.374	35.023	41.456	156.9	23:27.728
8	1:51.805	38.808	32.967	40.030	219.6	25:19.533
9	1:51.475	38.426	33.153	39.896	219.2	27:11.008
10	1:51.658	38.617	33.025	40.016	216.6	29:02.666
11	13:16.852 B	38.610			217.4	42:19.518
12	2:17.614	53.237	38.224	46.153	151.6	44:37.132
13	1:57.389	41.658	34.676	41.055	194.1	46:34.521
14	1:51.122	38.509	32.770	39.843	220.5	48:25.643
15	1:49.909	38.070	32.332	39.507	221.4	50:15.552
16	1:49.815	37.907	32.547	39.361	222.8	52:05.367
17	1:49.517	37.765	32.410	39.342	224.6	53:54.884

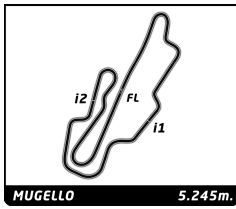
34 CRAIGIE K.						
R-ACE GP Tatuus T-421						
Lap	Time	Sector 1	Sector 2	Sector 3	T.Sp	Elapsed
1	4:10.509	2:40.451	44.013	46.045	102.5	4:10.509
2	2:11.295	45.290	39.650	46.355	184.6	6:21.804
3	2:04.989	44.346	38.137	42.506	147.7	8:26.793
4	1:53.155	39.850	32.886	40.419	219.6	10:19.948
5	2:12.043	38.993	51.273	41.777	214.9	12:31.991
6	8:10.674 B	38.617	32.831	6:59.226	217.9	20:42.665
7	2:04.803	48.628	35.504	40.671	154.9	22:47.468
8	1:52.425	39.138	33.324	39.963	214.0	24:39.893
9	1:51.529	38.685	32.819	40.025	216.1	26:31.422
10	1:56.733	38.831	33.150	44.752	215.7	28:28.155
11	15:27.585 B	40.684			213.2	43:55.740
12	2:29.215	1:00.587	42.328	46.300	107.9	46:24.955
13	2:05.482	44.234	38.254	42.994	195.2	48:30.437
14	1:55.744	40.880	34.679	40.185	202.5	50:26.181
15	1:54.771	38.267	35.499	41.005	219.2	52:20.952
16	1:50.286	38.227	32.322	39.737	222.3	54:11.238
17	1:50.322	38.218	32.397	39.707	219.6	56:01.560
18	1:50.507	38.195	32.491	39.821	217.0	57:52.067

35 WESTCOTT P.						
R-ACE GP Tatuus T-421						
Lap	Time	Sector 1	Sector 2	Sector 3	T.Sp	Elapsed
1	4:32.790	3:02.774	42.495	47.521	144.6	4:32.790
2	2:02.976	44.344	36.075	42.557	173.7	6:35.766
3	1:57.289	41.201	34.503	41.585	194.5	8:33.055
4	1:52.447	39.146	33.058	40.243	215.7	10:25.502
5	1:52.202	38.606	33.364	40.232	214.4	12:17.704
6	1:51.737	38.534	32.921	40.282	215.3	14:09.441
7	7:02.666 B	39.574			210.3	21:12.107
8	2:05.118	47.754	35.996	41.368	157.1	23:17.225
9	1:53.320	39.252	33.657	40.411	212.8	25:10.545
10	2:09.697	38.886	49.326	41.485	215.3	27:20.242
11	15:09.132 B	39.121	33.846	...	209.9	42:29.374
12	2:20.437	54.470	40.636	45.331	136.4	44:49.811
13	2:03.373	43.483	37.400	42.490	171.8	46:53.184
14	1:57.784	41.200	35.598	40.986	177.1	48:50.968
15	1:51.893	38.715	33.148	40.030	216.1	50:42.861
16	1:51.489	38.178	33.158	40.153	218.8	52:34.350
17	1:51.297	38.379	32.883	40.035	218.3	54:25.647
18	1:51.788	38.560	33.135	40.093	217.4	56:17.435
19	1:53.152	38.564	34.247	40.341	214.0	58:10.587

37 MS37										
AS MOTORSPORT Tatuus T-421										
Lap	Time	Sector 1	Sector 2	Sector 3	T.Sp	Elapsed				
1	3:41.934	2:15.487	40.953	45.494	123.0	3:41.934				
2	2:02.812	43.472	37.146	42.194	186.5	5:44.746				
3	1:58.947	41.037	36.626	41.284	211.9	7:43.693				
4	1:54.931	40.019	34.385	40.527	216.6	9:38.624				
5	1:55.023	39.971	34.421	40.631	214.0	11:33.647				
6	1:54.831	39.685	34.010	41.136	215.3	13:28.478				
7	6:57.866 B	40.745			218.8	20:26.344				
8	2:11.035	51.767	37.521	41.747	139.9	22:37.379				
9	1:55.150	40.316	34.124	40.710	212.3	24:32.529				
10	1:53.736	39.610	33.537	40.589	213.2	26:26.265				
11	6:54.848 B	40.306	35.361	5:39.181	211.5	33:21.113				
12	2:35.150	58.045	47.265	49.840	117.2	35:56.263				
13	2:12.466	45.891	39.551	47.024	184.0	38:08.729				
14	2:02.356	43.056	37.315	41.985	198.8	40:11.085				
15	1:56.754	40.907	35.020	40.827	212.3	42:07.839				
16	2:07.774	39.860	46.657	41.257	211.1	44:15.613				
17	1:57.180	40.605	35.376	41.199	216.1	46:12.793				
18	1:54.318	39.594	34.004	40.720	213.6	48:07.111				
19	1:53.941	39.324	33.901	40.716	215.3	50:01.052				

40 RR2						
REAL RACING Tatuus T-421						
Lap	Time	Sector 1	Sector 2	Sector 3	T.Sp	Elapsed
1	2:59.566	1:30.217	43.363	45.986	129.7	2:59.566
2	2:04.647	43.421	38.357	42.869	199.5	5:04.213
3	2:00.648	41.668	36.665	42.315	207.9	7:04.861
4	2:00.127	41.165	37.054	41.908	212.3	9:04.988
5	1:58.491	40.718	35.834	41.939	213.2	11:03.479
6	1:57.798	40.485	35.668	41.645	212.8	13:01.277
7	8:34.502 B	40.282	36.757	7:17.463	212.8	21:35.779
8	2:26.966	58.429	43.585	44.952	135.4	24:02.745
9	2:04.045	44.753	37.112	42.180	194.1	26:06.790
10	1:57.280	40.480	35.340	41.460	209.9	28:04.070
11	1:55.936	40.273	34.568	41.095	208.3	30:00.006
12	1:55.182	39.976	34.325	40.881	208.7	31:55.188
13	1:55.093	39.931	34.349	40.813	214.4	33:50.281
14	1:55.370	40.186	34.231	40.953	211.5	35:45.651
15	1:54.094	39.635	33.802	40.657	210.7	37:39.745
16	1:55.164	39.868	34.484	40.812	212.3	39:34.909
17	1:54.675	39.637	34.288	40.750	211.9	41:29.584
18	1:54.855	39.720	34.165	40.970	209.5	43:24.439
19	4:59.142 B	39.875	34.462	3:44.805	211.5	48:23.581
20	2:06.557	49.514	35.906	41.137	146.5	50:30.138
21	1:54.472	39.672	33.945	40.855	216.6	52:24.610
22	1:53.271	39.110	33.674	40.487	218.3	54:17.881
23	1:56.018	39.190	35.047	41.781	216.1	56:13.899
24	1:54.432	39.448	33.948	41.036	216.1	58:08.331
25	1:54.803	39.803	34.087	40.913	211.1	1:00:03.134

41 RR1						
REAL RACING Tatuus T-421						
Lap	Time	Sector 1	Sector 2	Sector 3	T.Sp	Elapsed
1	2:43.137	1:21.797	38.467	42.873	146.9	2:43.137
2	1:57.629	41.044	35.096	41.489	195.5	4:40.766
3	1:55.216	39.579	34.632	41.005	212.3	6:35.982
4	1:52.890	39.081	33.366	40.443	215.3	8:28.872



Professional Track Days
Mugello 30-31.03.2026
7th Session Group B

Sector Analysis

— Invalidated Lap

■ Personal Best

■ Session Best

B Crossing the pit lane

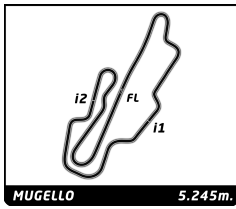
Lap	Time	Sector 1	Sector 2	Sector 3	T.Spd	Elapsed	Lap	Time	Sector 1	Sector 2	Sector 3	T.Spd	Elapsed
5	1:52.680	38.890	33.322	40.468	217.4	10:21.552	16	1:50.279	38.084	32.573	39.622	219.2	56:27.400
6	1:53.536	38.900	33.937	40.699	214.0	12:15.088	17	1:50.921	38.422	32.570	39.929	219.2	58:18.321
7	8:10.106 B	38.988	33.483	6:57.635	215.3	20:25.194	62 US 7 US RACING Tatuus T-421						
8	2:13.459	52.127	37.555	43.777	147.3	22:38.653	1	2:33.062	1:12.305	37.846	42.911	143.2	2:33.062
9	1:57.106	40.972	34.924	41.210	204.7	24:35.759	2	1:57.101	40.789	34.299	42.013	203.2	4:30.163
10	1:53.369	39.371	33.612	40.386	211.1	26:29.128	3	1:52.274	39.385	32.960	39.929	211.9	6:22.437
11	1:53.474	38.884	34.071	40.519	211.9	28:22.602	4	1:50.816	38.466	32.707	39.643	218.3	8:13.253
12	1:52.784	39.015	33.169	40.600	211.1	30:15.386	5	1:50.535	38.158	32.526	39.851	222.3	10:03.788
13	1:52.468	38.767	33.259	40.442	209.5	32:07.854	6	11:33.402 B	38.494	32.845	...	216.6	21:37.190
14	1:51.894	38.669	33.075	40.150	215.3	33:59.748	7	2:04.422	47.993	34.454	41.975	156.9	23:41.612
15	1:52.276	38.616	33.328	40.332	212.8	35:52.024	8	1:51.645	38.765	33.044	39.836	217.0	25:33.257
16	7:02.652 B	38.637	33.225	5:50.790	213.6	42:54.676	9	1:52.809	38.705	33.998	40.106	217.9	27:26.066
17	2:14.998	51.644	38.681	44.673	148.1	45:09.674	10	1:51.885	38.878	33.038	39.969	214.4	29:17.951
18	1:57.277	40.869	35.465	40.943	203.6	47:06.951	11	12:59.642 B	38.902	33.360	...	213.6	42:17.593
19	1:54.595	39.833	34.346	40.416	211.5	49:01.546	12	2:11.362	52.290	37.555	41.517	147.3	44:28.955
20	1:51.007	38.475	32.626	39.906	215.3	50:52.553	13	1:55.588	40.198	35.060	40.330	213.6	46:24.543
21	1:50.827	38.212	32.662	39.953	219.2	52:43.380	14	1:51.121	38.503	32.871	39.747	218.3	48:15.664
22	1:51.321	38.322	33.122	39.877	219.6	54:34.701	15	1:50.275	38.137	32.657	39.481	219.2	50:05.939
23	1:51.480	38.643	32.838	39.999	218.8	56:26.181	16	1:50.795	38.004	33.206	39.585	220.5	51:56.734
24	1:53.387	38.501	34.650	40.236	217.4	58:19.568	17	1:49.780	37.869	32.408	39.503	222.3	53:46.514

46 US 6 US RACING Tatuus T-421		Lap	Time	Sector 1	Sector 2	Sector 3	T.Spd	Elapsed
1	2:30.182	1:10.941	37.237	42.004	136.2	2:30.182		
2	1:56.472	40.716	34.345	41.411	198.8	4:26.654		
3	1:52.504	39.044	33.267	40.193	214.9	6:19.158		
4	1:51.099	38.510	32.846	39.743	219.6	8:10.257		
5	2:03.989	38.203	42.080	43.706	223.2	10:14.246		
6	11:07.059 B	38.584	217.0	21:21.305		
7	2:03.847	48.019	35.242	40.586	155.3	23:25.152		
8	1:51.675	38.736	33.041	39.898	217.4	25:16.827		
9	16:55.956 B	42.823	217.9	42:12.783		
10	2:13.389	52.464	38.262	42.663	146.9	44:26.172		
11	1:55.445	40.516	34.391	40.538	209.1	46:21.617		
12	1:50.683	38.471	32.540	39.672	217.9	48:12.300		
13	1:49.980	38.146	32.460	39.374	218.8	50:02.280		
14	2:06.565	40.310	46.044	40.211	222.3	52:08.845		
15	1:49.746	38.078	32.339	39.329	223.2	53:58.591		
16	1:50.004	38.093	32.375	39.536	221.4	55:48.595		

60 CHARTIER A. PHM RACING Tatuus T-421		Lap	Time	Sector 1	Sector 2	Sector 3	T.Spd	Elapsed
1	7:38.273	6:09.848	43.649	44.776	127.5	7:38.273		
2	2:00.569	42.561	35.995	42.013	185.2	9:38.842		
3	1:56.837	41.150	35.300	40.387	192.4	11:35.679		
4	1:52.496	39.163	33.207	40.126	214.0	13:28.175		
5	6:41.440 B	38.721	214.4	20:09.615		
6	2:03.654	48.440	34.406	40.808	153.8	22:13.269		
7	1:52.501	39.309	33.064	40.128	200.2	24:05.770		
8	1:52.181	38.891	32.822	40.468	220.5	25:57.951		
9	1:57.231	38.711	33.084	45.436	216.1	27:55.182		
10	16:24.809 B	39.656	49.716	...	207.9	44:19.991		
11	2:39.699	1:05.805	46.249	47.645	118.8	46:59.690		
12	2:03.989	44.308	36.449	43.232	178.2	49:03.679		
13	1:52.788	39.424	33.168	40.196	204.4	50:56.467		
14	1:50.410	38.145	32.620	39.645	219.6	52:46.877		
15	1:50.244	38.033	32.590	39.621	220.5	54:37.121		

88 AKM 1 AKM MOTORSPORT Tatuus T-421		Lap	Time	Sector 1	Sector 2	Sector 3	T.Spd	Elapsed
1	3:20.044	1:54.660	40.436	44.948	146.1	3:20.044		
2	1:59.473	41.469	36.621	41.383	202.1	5:19.517		
3	1:54.246	40.001	33.727	40.518	207.9	7:13.763		
4	1:52.568	38.938	33.406	40.224	217.0	9:06.331		
5	1:55.108	39.646	34.932	40.530	217.9	11:01.439		
6	1:52.225	38.969	33.171	40.085	216.6	12:53.664		
7	14:45.636 B	38.742	8:47.931	5:18.963	216.6	27:39.300		
8	2:18.222	53.220	42.604	42.398	156.2	29:57.522		
9	1:55.278	40.064	34.373	40.841	206.7	31:52.800		
10	1:53.388	39.111	33.854	40.423	216.1	33:46.188		
11	1:53.224	39.220	33.641	40.363	213.2	35:39.412		
12	5:31.927 B	38.903	33.287	4:19.737	214.4	41:11.339		
13	2:03.563	47.689	35.195	40.679	154.9	43:14.902		
14	1:53.200	39.221	33.470	40.509	216.1	45:08.102		
15	1:52.383	39.007	33.290	40.086	216.1	47:00.485		
16	1:52.556	39.037	33.269	40.250	217.9	48:53.041		
17	1:52.471	38.827	33.363	40.281	217.4	50:45.512		
18	1:52.669	38.829	33.548	40.292	221.0	52:38.181		
19	1:52.739	38.865	33.675	40.199	221.4	54:30.920		

91 REPETTO O. PHM RACING Tatuus T-421		Lap	Time	Sector 1	Sector 2	Sector 3	T.Spd	Elapsed
1	7:34.711	6:05.136	44.630	44.945	139.4	7:34.711		
2	2:01.548	42.541	36.988	42.019	195.9	9:36.259		
3	2:01.385	43.067	37.473	40.845	205.1	11:37.644		
4	1:52.065	38.856	33.217	39.992	213.6	13:29.709		
5	6:04.339 B	38.635	214.0	19:34.048		
6	2:34.317	1:18.560	34.970	40.787	154.4	22:08.365		
7	1:56.489	41.003	35.048	40.438	210.3	24:04.854		
8	1:52.329	38.594	33.230	40.505	217.4	25:57.183		
9	1:51.818	38.730	33.044	40.044	214.0	27:49.001		
10	1:51.910	38.938	32.965	40.007	214.4	29:40.911		



Professional Track Days

Mugello 30-31.03.2026

7th Session Group B

Sector Analysis

— Invalidated Lap ■ Personal Best ■ Session Best **B** Crossing the pit lane

Lap	Time	Sector 1	Sector 2	Sector 3	T.Spd	Elapsed	Lap	Time	Sector 1	Sector 2	Sector 3	T.Spd	Elapsed
11	12:44.230	B 38.506	33.103	...	212.3	42:25.141	8	1:52.310	38.777	33.222	40.311	214.4	25:54.812
12	2:18.132	54.206	40.698	43.228	137.4	44:43.273	9	1:52.183	38.857	32.935	40.391	212.8	27:46.995
13	1:57.695	41.104	35.565	41.026	209.1	46:40.968	10	1:52.231	39.023	33.069	40.139	211.5	29:39.226
14	1:54.133	39.672	33.942	40.519	208.7	48:35.101	11	9:56.766	B 38.981			211.5	39:35.992
15	1:51.755	38.319	33.685	39.751	216.1	50:26.856	12	2:26.526	58.963	41.987	45.576	140.1	42:02.518
16	1:51.330	38.091	33.401	39.838	222.3	52:18.186	13	2:06.764	45.493	37.993	43.278	164.7	44:09.282
17	1:49.715	37.801	32.323	39.591	220.1	54:07.901	14	1:57.689	41.292	34.849	41.548	191.4	46:06.971
18	1:50.417	37.953	32.679	39.785	217.9	55:58.318	15	1:50.478	38.333	32.398	39.747	213.6	47:57.449
19	2:16.109	45.959	49.379	40.771	216.1	58:14.427	16	1:50.572	38.067	32.644	39.861	216.1	49:48.021
							17	1:50.487	38.241	32.449	39.797	217.9	51:38.508
							18	2:04.407	45.771	37.485	41.151	208.7	53:42.915
							19	1:50.700	38.328	32.450	39.922	218.8	55:33.615
							20	1:50.706	38.322	32.446	39.938	216.1	57:24.321

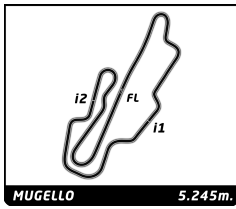
97 KUKLANE R.						
PHM RACING Tatuus T-421						
1	7:39.005	6:10.880	43.652	44.473	124.5	7:39.005
2	2:01.516	42.453	36.108	42.955	191.4	9:40.521
3	1:58.969	40.693	35.872	42.404	199.1	11:39.490
4	1:52.701	39.094	33.483	40.124	214.4	13:32.191
5	6:35.539	B 41.100			212.3	20:07.730
6	2:04.081	48.421	34.991	40.669	155.8	22:11.811
7	1:55.488	39.548	34.016	41.924	208.7	24:07.299
8	1:53.425	39.316	33.436	40.673	215.3	26:00.724
9	1:52.567	38.947	33.267	40.353	211.5	27:53.291

942 AKM 2						
AKM MOTORSPORT Tatuus T-421						
1	3:11.154	1:47.866	38.820	44.468	137.8	3:11.154
2	1:59.680	42.057	36.218	41.405	201.7	5:10.834
3	1:56.007	39.851	34.946	41.210	205.9	7:06.841
4	1:54.868	39.301	35.298	40.269	215.7	9:01.709
5	1:52.060	38.975	32.912	40.173	217.0	10:53.769
6	1:51.740	38.729	32.923	40.088	214.9	12:45.509
7	9:58.417	B 38.449	32.516	8:47.452	216.1	22:43.926
8	2:10.449	50.397	36.800	43.252	155.3	24:54.375
9	1:59.673	41.439	36.638	41.596	204.0	26:54.048
10	1:54.687	39.607	34.415	40.665	206.7	28:48.735
11	1:54.465	39.403	34.549	40.513	212.3	30:43.200
12	5:37.877	B 39.495	34.119	4:24.263	211.1	36:21.077
13	2:06.179	48.994	35.626	41.559	151.8	38:27.256
14	1:54.059	39.556	34.242	40.261	207.1	40:21.315
15	1:52.407	38.974	33.081	40.352	215.3	42:13.722
16	1:52.198	39.012	33.079	40.107	213.6	44:05.920
17	3:03.092	B 38.752			217.4	47:09.012
18	2:14.513	51.793	37.781	44.939	150.4	49:23.525
19	1:55.937	40.758	34.922	40.257	200.6	51:19.462
20	1:51.853	38.531	33.100	40.222	219.2	53:11.315
21	1:51.364	38.549	32.961	39.854	219.6	55:02.679
22	1:51.653	38.563	32.954	40.136	217.4	56:54.332
23	1:53.054	39.239	33.623	40.192	216.1	58:47.386

946 MARTINESE I.						
PHM RACING Tatuus T-421						
1	7:29.113	6:02.229	40.950	45.934	145.2	7:29.113
2	2:04.089	43.223	37.349	43.517	172.3	9:33.202
3	1:57.401	41.312	34.472	41.617	184.3	11:30.603
4	1:52.084	38.922	32.877	40.285	215.3	13:22.687
5	6:08.215	B 38.968			214.0	19:30.902
6	2:36.653	1:20.354	34.871	41.428	158.3	22:07.555
7	1:54.947	39.968	33.960	41.019	195.9	24:02.502

993 AKM 3						
AKM MOTORSPORT Tatuus T-421						
1	3:28.688	2:05.421	39.571	43.696	149.1	3:28.688
2	2:01.870	42.085	37.613	42.172	200.6	5:30.558
3	2:02.464	41.213	36.219	45.032	207.9	7:33.022
4	1:56.357	40.308	34.977	41.072	211.9	9:29.379
5	1:56.002	40.175	35.117	40.710	214.4	11:25.381
6	1:54.662	39.406	34.510	40.746	214.9	13:20.043
7	6:59.367	B 39.514	38.656	5:41.197	213.2	20:19.410
8	2:06.386	48.150	36.447	41.789	156.7	22:25.796
9	1:55.538	39.954	34.751	40.833	212.3	24:21.334
10	1:55.011	39.599	34.460	40.952	214.0	26:16.345
11	1:55.347	39.645	34.591	41.111	211.5	28:11.692
12	9:21.356	B 39.972	36.756	8:04.628	209.5	37:33.048
13	2:18.112	54.665	40.217	43.230	149.1	39:51.160
14	2:00.182	41.263	36.488	42.431	209.9	41:51.342
15	1:57.623	41.110	35.191	41.322	206.7	43:48.965
16	1:53.795	39.197	34.092	40.506	215.7	45:42.760
17	1:53.656	39.170	33.806	40.680	213.2	47:36.416
18	1:52.827	38.694	33.727	40.406	216.6	49:29.243
19	1:52.691	38.963	33.452	40.276	216.1	51:21.934
20	2:01.276	42.422	37.767	41.087	221.0	53:23.210
21	1:55.864	39.440	35.528	40.896	219.2	55:19.074
22	1:53.694	39.137	33.602	40.955	214.0	57:12.768

998 MPA 2						
MPA - MOTORSPORT PERFORMANCE Tatuus T-421						
1	5:31.545	3:55.155	46.449	49.941	101.2	5:31.545
2	2:13.616	47.897	40.325	45.394	168.6	7:45.161
3	2:03.718	40.849	37.964	44.905	206.3	9:48.879
4	1:53.208	39.514	33.378	40.316	212.8	11:42.087
5	1:52.182	39.089	33.052	40.041	215.7	13:34.269
6	6:37.809	B 45.015			212.3	20:12.078
7	2:09.908	50.641	36.858	42.409	142.9	22:21.986
8	1:52.827	39.451	33.178	40.198	211.1	24:14.813
9	1:52.707	38.966	33.164	40.577	213.6	26:07.520
10	1:30.480	B 41.013			212.3	27:38.000
11	2:37.091	B 59.855	36.663	1:00.573	153.3	30:15.091
12	2:10.974	55.931	34.278	40.765	153.1	32:26.065
13	1:52.698	39.205	33.301	40.192	212.3	34:18.763
14	1:52.746	38.979	33.547	40.220	212.3	36:11.509
15	1:52.830	38.996	33.288	40.546	213.2	38:04.339
16	1:52.888	39.082	33.311	40.495	213.2	39:57.227



Professional Track Days

Mugello 30-31.03.2026

7th Session Group B

Sector Analysis

— Invalidated Lap
 ■ Personal Best
 ■ Session Best
 B Crossing the pit lane

Lap	Time	Sector 1	Sector 2	Sector 3	T.Spd	Elapsed	Lap	Time	Sector 1	Sector 2	Sector 3	T.Spd	Elapsed
17	1:52.875	39.266	33.205	40.404	215.3	41:50.102							
18	1:52.863	39.145	33.214	40.504	210.7	43:42.965							
19	1:52.342	38.800	33.282	40.260	215.3	45:35.307							
20	1:52.566	39.031	33.235	40.300	213.6	47:27.873							
21	1:52.281	38.754	33.117	40.410	217.4	49:20.154							
22	1:51.975	38.883	32.975	40.117	216.1	51:12.129							
23	1:52.236	38.715	33.224	40.297	217.9	53:04.365							
24	1:51.967	38.762	33.071	40.134	218.3	54:56.332							